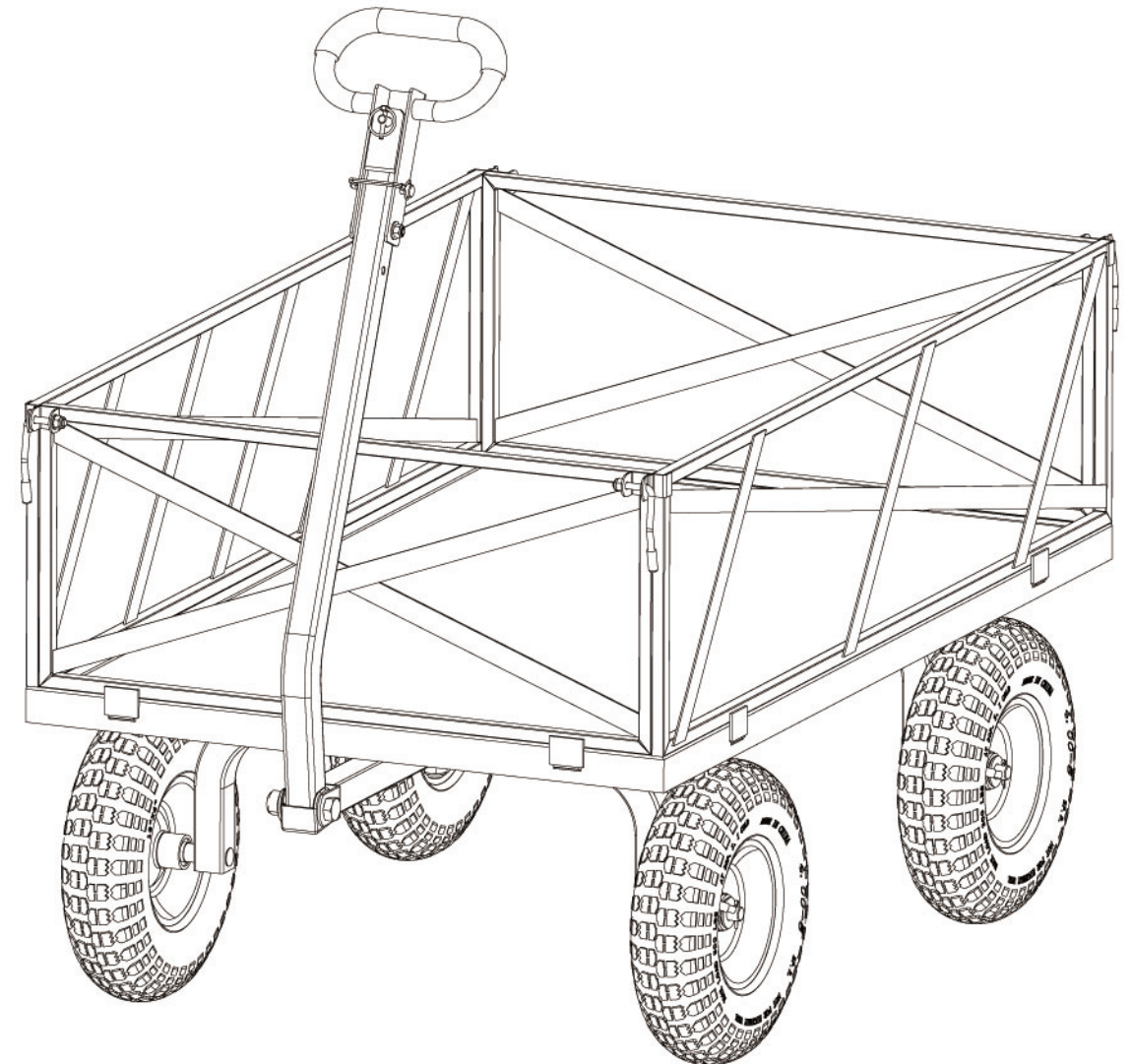
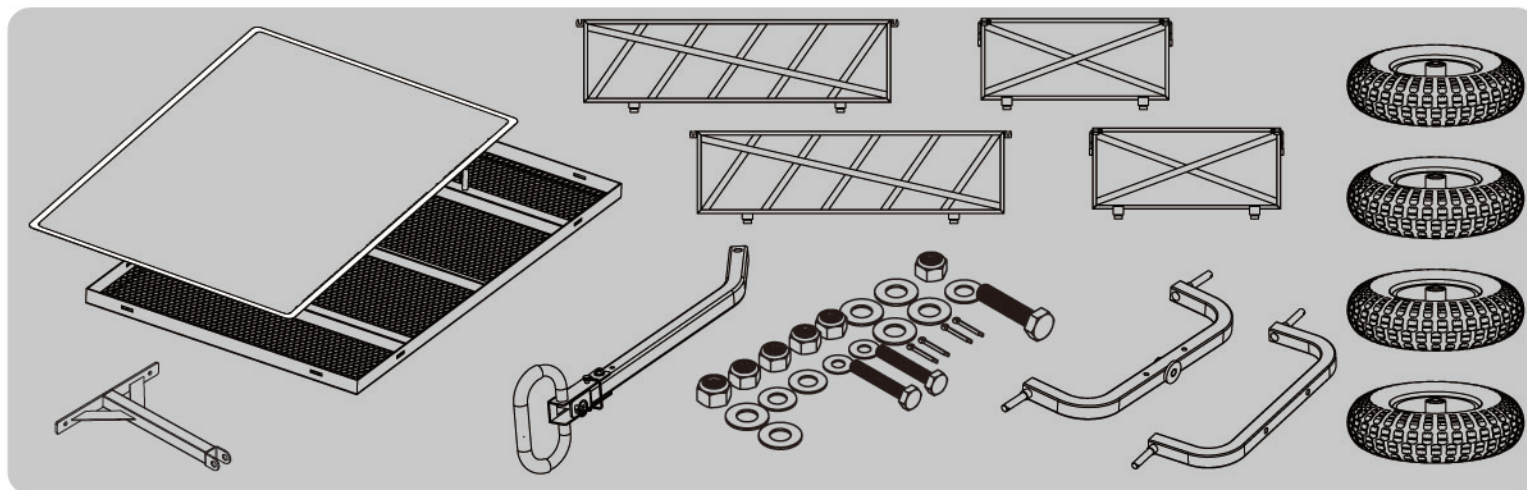
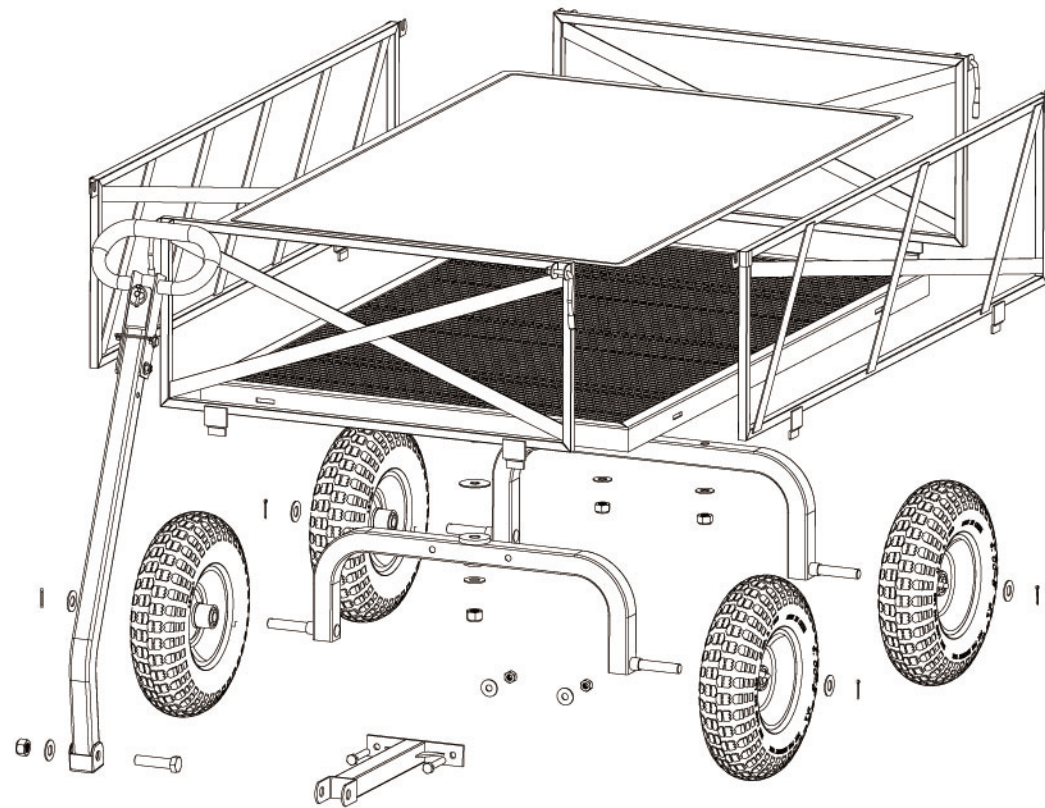


# YARD COMMANDER

Model # YTL-171-336



## Limited Warranty

### Warranty

For one year from the date of purchase YTL International will replace for the original purchaser, or repair the utility dump cart. The warranty will not apply to any unit which was not assembled correctly, misused, overloaded or which has been used or operated contrary to our instructions, or which has been repaired or altered by anyone other than an authorized representative.

### Warranty Exclusions

This warranty does not cover cosmetic defects such as paint, decals or wear items such as tires. This warranty will not cover failures or problems due to acts of God, or events or forces beyond the control of the manufacturer.

### Normal Wear Exclusion

The utility dump cart needs periodic service to perform well. This warranty does not cover repair when normal use has exhausted the life of a part or the equipment as a whole.

### Installation, Use and Maintenance Exclusion

This warranty will not apply to parts and /or labor if the utility dump cart has been misused, neglected, involved in an accident, abused, loaded beyond its limits, modified or assembled incorrectly. Normal maintenance is not covered under this warranty.

### Limits of Implied Warranty and Consequential Damage Exclusion

YTL International disclaims any obligation to cover any loss of time, use of this product, freight, or any incidental or consequential claim by anyone from using this utility dump cart. THIS WARRANTY IS IN LIEU OF ALL OTHER WARRANTIES, EXPRESS OR IMPLIED, INCLUDING WARRANTIES OF MERCHANTABILITY OR FITNESS FOR A PARTICULAR.

An exchange unit will be subject to the original warranty. The length of the warranty governing the exchanged unit will have the date as the purchase date of the original unit. This warranty gives you certain legal rights which may change from state to state. Your state may also have other rights you may be entitled to that are not listed within this warranty.

### Contact Information

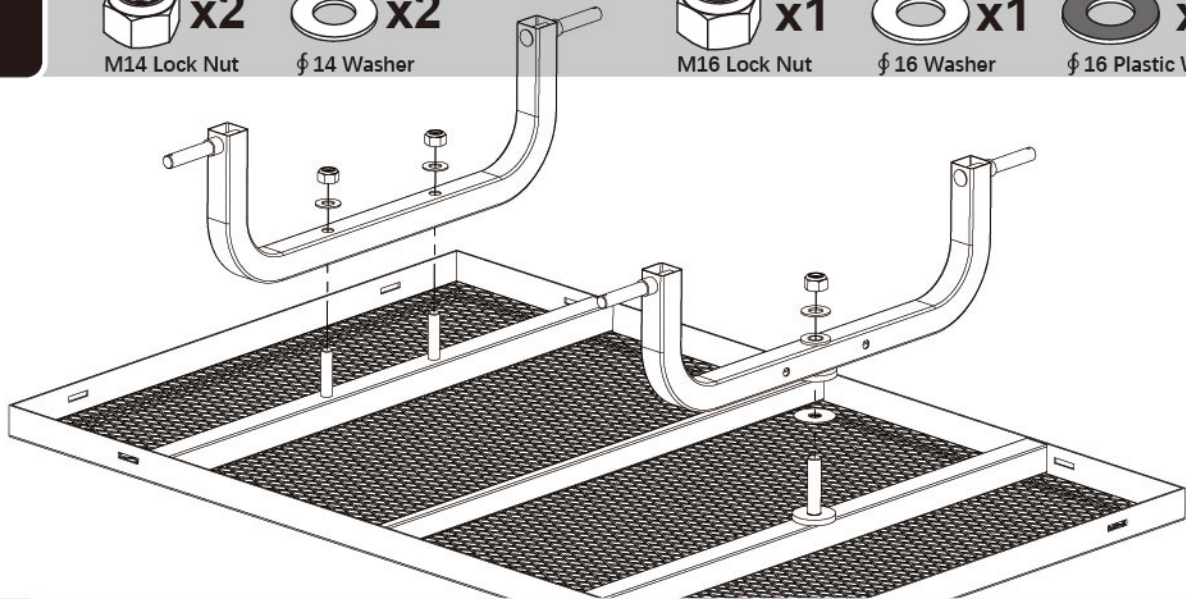
YTL International Inc  
17517 Fabrica Way, Suite H  
Cerritos, CA 90703  
Phone: (888)723-6534  
Phone: (562)404-8016  
Fax: (562)404-8013  
Email: parts@ytlinternational.com

### IMPORTANT SAFETY INSTRUCTIONS

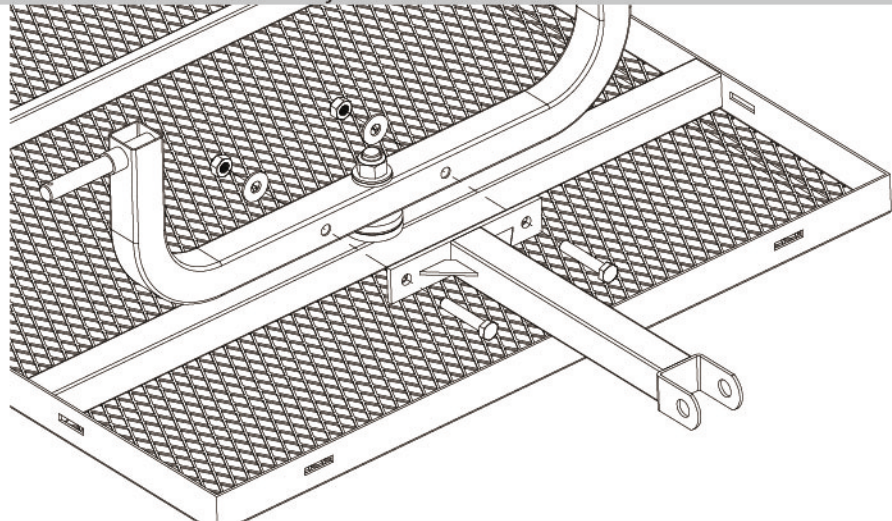
1. Read, understand and follow ALL instructions before using this product.
2. Do not exceed the overall maximum load capacity of 1,200 lbs (544 kg). The weight rating is based on an evenly distributed load.
3. Do not load items on the top edges of the panels. Remove panels before loading oversized items.
4. Distribute the load evenly over the surface of the bed.
5. Do not allow children to use the cart without supervision. This cart is not a toy.
6. Do not use this cart for transporting passengers.
7. This cart is not intended for highway use.
8. Do not exceed 5 mph.
9. If any parts become damaged, broken or misplaced, do not use the cart until replacement parts have been obtained.
10. Do not use the cart on surfaces or for transporting objects that can cause damage to the pneumatic tires or tubes. **DO NOT INFLATE TIRES TO MORE THAN 30 PSI (2.07 BAR).**
11. It is recommended that the cart be inspected for damage before each use.
12. KEEP THESE INSTRUCTIONS FOR FURTHER REFERENCE.
13. Always inspect the cart before using to assure it is in good working condition.
14. Replace or repair damaged or worn parts immediately.
15. Always check and tighten hardware and assembled parts before operation.
16. Be careful when operating on steep grades (hill) the cart may tip over.
17. Always operate at reduce speed in rough terrain, along creeks, ditches and on hillsides.
18. Do not operate close to creeks, ditches and public highways.
19. Always use caution when loading and unloading the cart.
20. Only tow with recommended vehicles (Lawn/Garden Tractors and ATVs).
21. Always keep hands and feet clear from moving parts while operating the cart.
22. Always clear and keep work area clean when operating.
23. Always wear safety gear, eye protection, gloves and work boots when operating the cart.



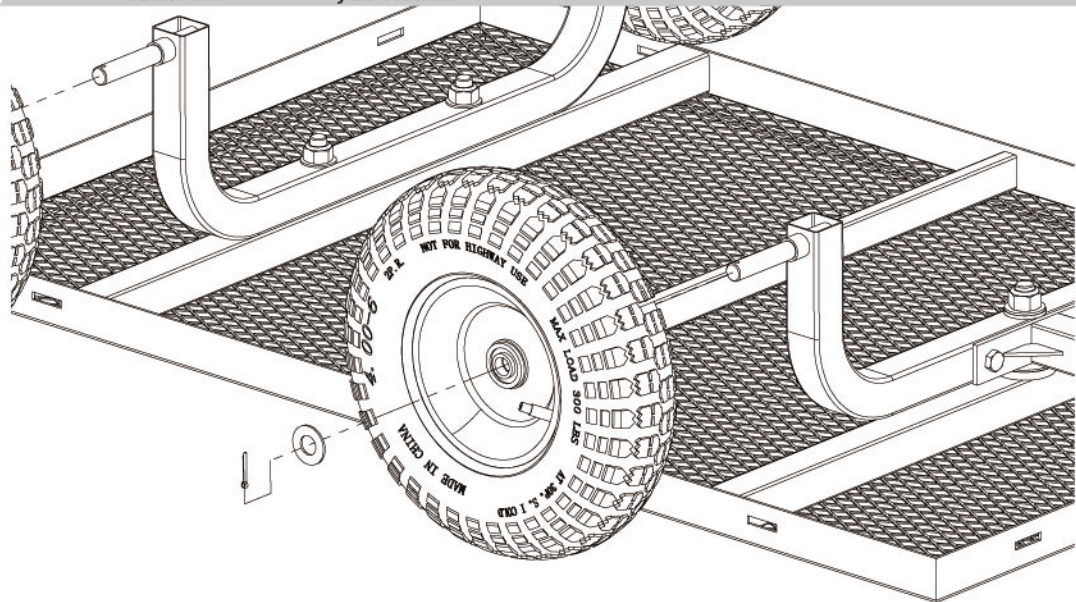
- 1** M14 Lock Nut x2     $\phi$  14 Washer x2    M16 Lock Nut x1     $\phi$  16 Washer x1     $\phi$  16 Plastic Washer x1



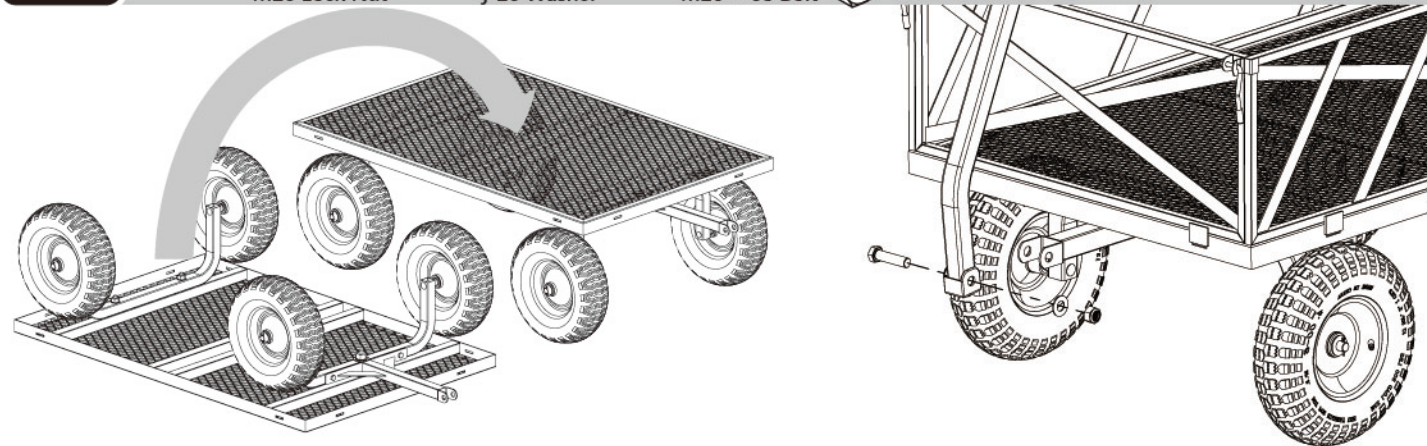
- 2** M10  $\times$  55 Bolt x2    M10 Lock Nut x2     $\phi$  10 Washer x2



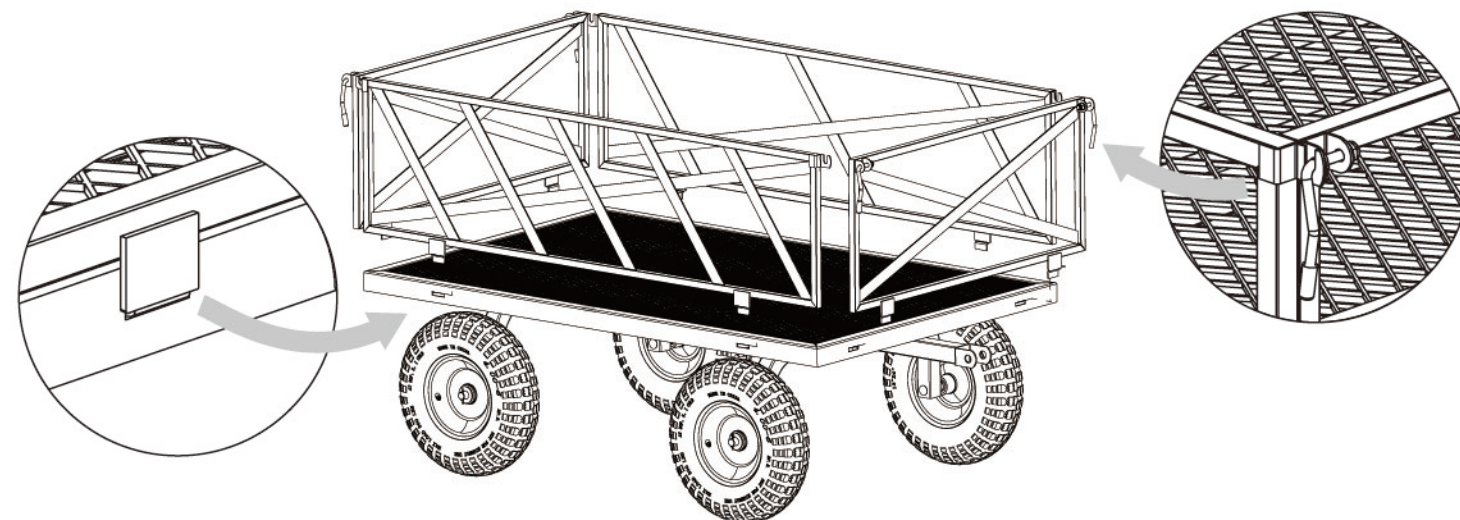
- 3** Cotter Pin x4     $\phi$  16 Washer x4



- 4** M16 Lock Nut x1     $\phi$  16 Washer x1    M16  $\times$  68 Bolt x1



- 5**



- 6**    **7**

