


4'x5.5' Heavy Duty Drag Harrow



Instruction & Assembly


SAVE THESE INSTRUCTIONS FOR FUTURE REFERENCE

Description

This drag harrow has a roughed steel construction and is designed to effectively level dirt, on racing tracks and playing fields. With teeth in the forward and down position, it cultivates, preparing the ground for planting and rakes up dead forage. The harrow teeth are 3/8in. diameter x 4³/₄in. long and are made of high carbon steel to be maintenance free. The tubular steel draw bar makes it easy to pull behind Tractors, Pickups and ATVs / UTVs.

Unpacking

After unpacking unit, inspect carefully for any damage that may have occurred during transit. Check for loose, missing, or damaged parts. Shipping damage claim must be filed with carrier.



General Safety Information

READ and UNDERSTAND this manual completely before using Drag Harrow.

Operator must read and understand all safety and warning information, operating instructions, maintenance and storage instructions before operating this equipment. Failure to properly operate and maintain the drag harrow could result in serious injury to the operator or bystanders.

Pay close attention to the statements that follow. These should be used wherever applicable.

▲ CAUTION *Warns about hazards that may cause minor personal injury or property damage if ignored.*

▲ WARNING *Warns about hazards that could cause severe personal injury, death, or major property damage if ignored.*

▲ DANGER *Warns about hazards that will cause serious personal injury, death, or major property damage if ignored.*

NOTE: Indicates special instructions, which are important but not related to hazards.

IMPORTANT: Indicates factors concerned with assembly, installation, operation, or maintenance, which could result in damage to the machine or equipment if, ignored.

Operation Warnings

- Do not at any time carry passengers, sit, or stand on the drag harrow.
- Do not allow children to play on, stand upon, or climb on the drag harrow.
- Always inspect the drag harrow before using to assure it is in good working condition.
- Replace or repair damaged or worn parts immediately.
- Always check and tighten hardware and assembled parts before operation.
- Avoid large holes and ditches when operating the drag harrow.
- Always operate at reduce speed in rough terrain, along creeks, ditches and on hillsides.
- Do not operate close to creeks, ditches and public highways.
- To avoid personal injury and/or equipment damage Do not exceed 10 MPH.
- Always use caution when operating the drag harrow and be aware of your surroundings.
- Only use with recommended vehicles (Tractors, Pick-ups and ATVs / UTVs).
- Always secure the drag harrow to the vehicle hitch before operating.

Crush and Cut Hazards


- Always keep hands and feet clear from moving parts while operating the equipment.
- Always clear and keep work area clean when operating.
- Always wear safety gear, eye protection, gloves and work boots when operating the harrow.

⚠WARNING *The warnings, cautions, and instructions outlined in this instruction manual cannot cover all possible conditions or situations that may occur. It must be understood by the operator that common sense and caution are factors which cannot be built into this product.*


Assembly

Take all parts out of the shipping crate and inspect components to ensure there are no missing pieces before starting to assemble the drag harrow follow steps 1 and 2. The product should be assembled by one or two people.

First Step: Hanging (1) up to the Tow Bar



Second Step: Connecting (2) to (1)



Operation

▲WARNING *Before using the drag harrow, review the instructions below and safety information before operating. Failure to follow these instructions may result in property damage or injury to the operator or bystanders.*

Using Your Drag Harrow

1. **Only** use approved vehicles when pulling the drag harrow (Tractors, Pick-ups and ATVs / UTVs)
2. **Always** secure the drag harrow to the vehicle hitch before operating.
3. **Always** use caution when operating the drag harrow and be aware of your surroundings.
4. **Avoid** large holes and ditches when operating the drag harrow.
5. **Always** operate at reduce speed in rough terrain, along creeks, ditches and on hillsides.
6. **Do not** operate close to creeks, ditches and public highways.
7. To avoid personal injury and/or equipment damage **do not exceed 10 MPH.**

▲WARNING *Improper maintenance and storage of the Drag Harrow may void your warranty.*

Maintenance

- Periodically check all fasteners for tightness.
- Annually clean and lightly lubricate parts.
- Use a glossy enamel spray paint to touch up scratched or worn painted metal surfaces.

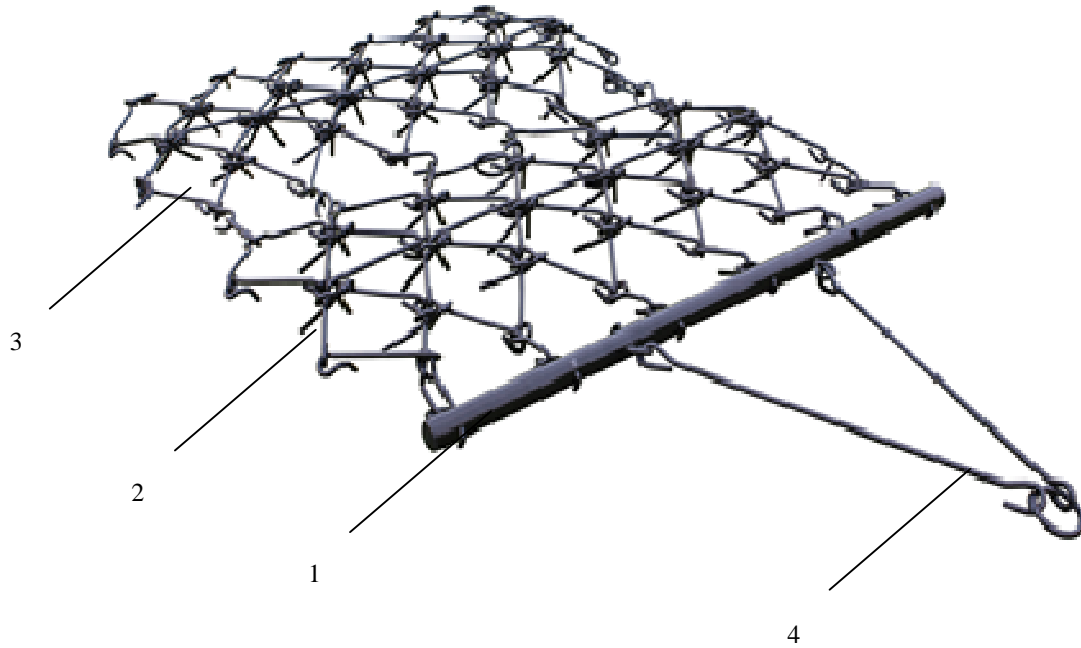
IMPORTANT:

If a part needs replacement, only use parts that meet the manufacturer's specifications. Replacement parts that do not meet specifications may result in a safety hazard or poor operations.

Storage

- Before storing make sure the drag harrow is clean and dry for years of trouble free service.
- Store indoors or protected area during severe weather and winter months.

PARTS DRAWING & PARTS LIST



Repair Parts List

Reference Number	Description	Qty.
1	Tow Bar	1
2	Mesh 1	1
3	Mesh 2	1
4	Connecting Rod	1

Limited Warranty

Warranty

For one year from the date of purchase YTL International will replace for the original purchaser, or repair the drag harrow. The warranty will not apply to any unit which was not assembled correctly, misused, overloaded or which has been used or operated contrary to our instructions, or which has been repaired or altered by anyone other than an authorized representative.

Warranty Exclusions

This warranty does not cover cosmetic defects such as paint, decals or wear items such as tires. This warranty will not cover failures or problems due to acts of God, or events or forces beyond the control of the manufacturer.

Normal Wear Exclusion

The drag harrow needs periodic service to perform well. This warranty does not cover repair when normal use has exhausted the life of a part or the equipment as a whole.

Installation, Use and Maintenance Exclusion

This warranty will not apply to parts and/or labor if the drag harrow has been misused, neglected, involved in an accident, abused, loaded beyond its limits, modified or assembled incorrectly. Normal maintenance is not covered under this warranty.

Limits of Implied Warranty and Consequential Damage Exclusion

YTL International disclaims any obligation to cover any loss of time, use of this product, freight, or any incidental or consequential claim by anyone from using this drag harrow. THIS WARRANTY IS IN LIEU OF ALL OTHER WARRANTIES, EXPRESS OR IMPLIED, INCLUDING WARRANTIES OF MERCHANTABILITY OR FITNESS FOR A PARTICULAR.

An exchange unit will be subject to the original warranty. The length of the warranty governing the exchanged unit will have the date as the purchase date of the original unit. This warranty gives you certain legal rights which may change from state to state. Your state may also have other rights you may be entitled to that are not listed within this warranty.

Contact Information

YTL International
17517 Fabrica Way Suite H
Cerritos, CA 90703
Phone: (888) 723-6534
Phone: (562) 404-8016
Fax: (562) 404-8013